

LOCKING COLLAR CYLINDERS

RGL Series — Single Acting, locking collar cylinders
Comprehensive range of heavy lift cylinders



SAFETY AND DURABILITY FOR YOUR HEAVY LIFTING

LOCKING COLLAR CYLINDERS

SPX FLOW™ brand Power Team™ specializes in high-pressure hydraulic technology. Through a broad range of leading edge component parts, accessories and tools, Power Team enables the creation and upkeep of concentrated force delivery solutions that can meet any application criteria.

RGL Series is perfect for any bridge construction application.



This new range of cylinders has been designed for safety and reliability by incorporating the following design elements:

Overview

- **The patented self-aligning piston gland design** minimizes the effects of offset load conditions.
- **The patented deep swivel cap** provides concentrated load centering up to 5°
- **The Power-Tech nitrocarburization treatment** inhibits corrosion and provides durability in harsh applications
- **The mechanical locking collar** safely supports loads for an extended period, removing the chance of a hydraulic leak down resulting in load shift.

A CLOSER LOOK AT THE TECHNOLOGY

Patented Swivel Cap Technology Reduces Binding During Off-Set Load Conditions

Positive Mechanical Locking Collar Safely Supports Load for Extended Periods of Time with Hydraulic Pressure Released

New Seal Band Technology Reduces Wear and Provides Lubricity

Threaded Eyelets for 55-200T (Carry Straps Provided for 250-600T Cylinders)

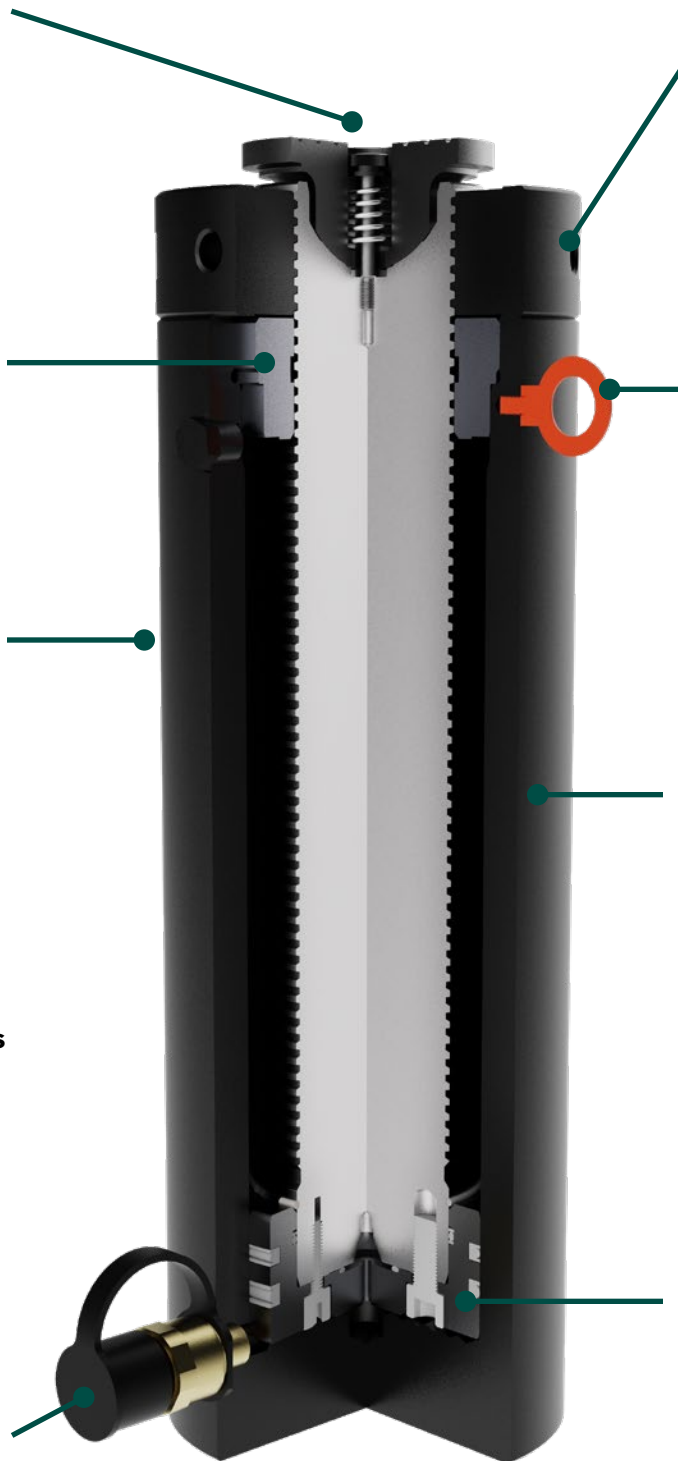
Design complies with AMSE/ ANSI B30.1 Safety Standard

Power-Tech Surface Treatment Provides Extended Durability

Heavy Duty, Heat Treated Piston Rod for the Most Demanding Applications

Self Aligning Piston Gland Design Resists Side Loading

High Pressure 3/8" NPTF Coupler



RGL SERIES

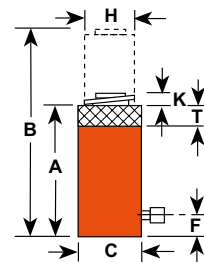
Model shown: RGL552



Single Acting, Load Return Cylinders Tonnage Range: 55-200

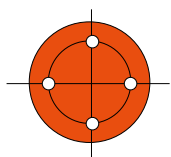
- **Positive mechanical locking collar** safely supports load for extended periods of time with hydraulic pressure released.
- **Patented swivel cap** provides concentrated load centering up to 5 degrees.
- **Sealing technology** provides rod lubrication to reduce friction and wear.
- **Robust retaining ring** withstands full load end stop and conforms with ANSI B30.1 standards. Power-Tech nitro-carburization surface treatment inhibits corrosion and provides exceptional durability.
- **Power-Tech nitrocarburization surface treatment** inhibits corrosion and provides exceptional durability.

NOTICE: When selecting a hydraulic cylinder(s) capacity and stroke, Power Team recommends that you size to 80% of the maximum rated capacity and stroke for the application — known as the “80% Rule”. This will ensure additional safety factor and extend the product performance over time.



Technical dimensions

TONNAGE	55	75	100	150	200
# OF BASE MOUNTING HOLES	4	4	4	4	4
BASE THREAD SIZE	M12X1.75 – 6H	M12X1.75 – 6H	M16X1.5 – 6H	M16X1.5 – 6H	M20X1.5 – 6H
BASE THREAD DEPTH (IN)	0.709	0.709	0.62	0.9	1.2
BASE MOUNTING DIAMETER (IN.)	3.03	3.66	4.00	5.12	5.72
ORIENTATION	Mounting hole orientation is not maintained to port location.				



Four base mounting holes are 45° apart—standard on all models.

Ordering information: RGL Series 55-200 Tons

TONS	Stroke	Order No.	A	B	C	F	H	K	T	Bore Dia.	Cyl. Eff. Area (Adv.)	Oil Cap.	Int Press at Cap.	Wt. w/o Oil
			Ret. Height	Ext. Height	Out. Dia.	Base to Port	Piston Rod Dia.	Swivel Cap Pro.	nut thick.					
(US TONS)	(IN.)		(IN.)	(IN.)	(IN.)	(IN.)	(IN.)	(IN.)	(IN.)	(IN.)	(SQ. IN.)	(CU. IN)	(PSI)	(LBS.)
55	2	RGL552	7.78	9.78	5.16	0.87	2.75	0.53	0.82	3.75	11.04	22.09	9,960	38.8
	4	RGL554	9.78	13.78	5.16	0.87	2.75	0.53	1.82	3.75	11.04	44.18	9,960	47.6
	6	RGL556	11.78	17.78	5.16	0.87	2.75	0.53	2.82	3.75	11.04	66.27	9,960	56.3
	8	RGL558	13.78	21.78	5.16	0.87	2.75	0.53	3.82	3.75	11.04	88.35	9,960	65.1
	10	RGL5510	15.78	25.78	5.16	0.87	2.75	0.53	4.82	3.75	11.04	110.44	9,960	73.8
	12	RGL5512	17.78	29.78	5.16	0.87	2.75	0.53	5.82	3.75	11.04	132.53	9,960	82.5
75	2	RGL752	7.78	9.78	5.16	0.87	2.75	0.53	0.82	3.75	11.04	22.09	9,960	38.8
	4	RGL754	9.78	13.78	5.16	0.87	2.75	0.53	1.82	3.75	11.04	44.18	9,960	47.6
	6	RGL756	11.78	17.78	5.16	0.87	2.75	0.53	2.82	3.75	11.04	66.27	9,960	56.3
	8	RGL758	13.78	21.78	5.16	0.87	2.75	0.53	3.82	3.75	11.04	88.35	9,960	65.1
	10	RGL7510	15.78	25.78	5.16	0.87	2.75	0.53	4.82	3.75	11.04	110.44	9,960	73.8
	12	RGL7512	17.78	29.78	5.16	0.87	2.75	0.53	5.82	3.75	11.04	132.53	9,960	82.5
100	2	RGL1002	8.69	10.69	6.53	0.94	3.75	0.74	1.08	5.13	20.63	41.26	9,695	68.2
	4	RGL1004	10.69	14.69	6.53	0.94	3.75	0.74	2.08	5.13	20.63	82.51	9,695	81.5
	6	RGL1006	12.69	18.69	6.53	0.94	3.75	0.74	3.08	5.13	20.63	123.77	9,695	94.7
	8	RGL1008	14.69	22.69	6.53	0.94	3.75	0.74	4.08	5.13	20.63	165.03	9,695	107.9
	10	RGL10010	16.69	26.69	6.53	0.94	3.75	0.74	5.08	5.13	20.63	206.28	9,695	121.1
	12	RGL10012	18.69	30.69	6.53	0.94	3.75	0.74	6.08	5.13	20.63	247.54	9,695	134.3
150	2	RGL1502	9.60	11.60	7.75	1.23	4.50	0.72	1.34	6.25	30.68	61.36	9,779	107.5
	4	RGL1504	11.60	15.60	7.75	1.23	4.50	0.72	2.34	6.25	30.68	122.71	9,779	125.5
	6	RGL1506	13.60	19.60	7.75	1.23	4.50	0.72	3.34	6.25	30.68	184.07	9,779	143.4
	8	RGL1508	15.60	23.60	7.75	1.23	4.50	0.72	4.34	6.25	30.68	245.43	9,779	161.4
	10	RGL15010	17.60	27.60	7.75	1.23	4.50	0.72	5.34	6.25	30.68	306.79	9,779	179.4
	12	RGL15012	19.60	31.60	7.75	1.23	4.50	0.72	6.34	6.25	30.68	368.14	9,779	197.4
200	2	RGL2002	10.59	12.59	9.00	1.49	5.25	0.84	1.52	7.25	41.28	82.56	9,690	161.3
	4	RGL2004	12.59	16.59	9.00	1.49	5.25	0.84	2.52	7.25	41.28	165.13	9,690	185.8
	6	RGL2006	14.59	20.59	9.00	1.49	5.25	0.84	3.52	7.25	41.28	247.69	9,690	210.3
	8	RGL2008	16.59	24.59	9.00	1.49	5.25	0.84	4.52	7.25	41.28	330.25	9,690	234.8
	10	RGL20010	18.59	28.59	9.00	1.49	5.25	0.84	5.52	7.25	41.28	412.81	9,690	259.3
	12	RGL20012	20.59	32.59	9.00	1.49	5.25	0.84	6.52	7.25	41.28	495.38	9,690	283.8

Custom stroke lengths are available, contact your local Power Team Sales Office for details and availability.

RGL SERIES

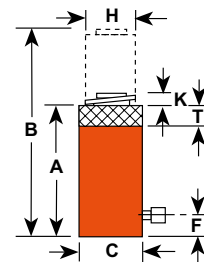
Model shown: RGL2506, RGL60010



Single Acting, Load Return Cylinders Tonnage Range: 250-600

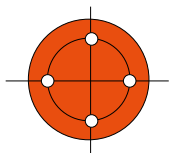
- **Positive mechanical locking collar** safely supports load for extended periods of time with hydraulic pressure released.
- **Patented swivel cap** provides concentrated load centering up to 5 degrees
- **Sealing technology** provides rod lubrication to reduce friction and wear.
- **Optimized piston gland design** resists side loading conditions corrosion and provides exceptional durability.
- **Robust retaining ring** withstands full load end stop and conforms with ANSI B30.1 standards
- **Power-Tech nitrocarburization surface treatment** inhibits corrosion and provides exceptional durability
- **Base mounting holes** standard on all models (they are not maintained to port location)

NOTICE: When selecting a hydraulic cylinder(s) capacity and stroke, Power Team recommends that you size to 80% of the maximum rated capacity and stroke for the application — known as the “80% Rule”. This will ensure additional safety factor and extend the product performance over time.



Technical dimensions

TONNAGE	250	300	400	500	600
# OF BASE MOUNTING HOLES	4	4	4	4	4
BASE THREAD SIZE	M24X3.0 – 6H	M24X3.0 – 6H	M30X3.5 – 6H	M30X3.5 – 6H	M33X2.0 – 6H
BASE THREAD DEPTH (IN)	1.457	1.457	1.8	1.5	1.95
BASE MOUNTING DIAMETER (IN.)	6.06	7.06	7.65	8.95	9.65
ORIENTATION	Mounting hole orientation is not maintained to port location.				



Four base mounting holes are 45° apart—standard on all models.

Ordering information: RGL Series 250-600 Tons

TONS	Stroke	Order No.	A	B	C	F	H	K	T	Bore Dia.	Cyl. Eff. Area (Adv.)	Oil Cap.	Int Press at Cap.	Wt. w/o Oil
			Ret. Height	Ext. Height	Out. Dia.	Base to Port	Piston Rod Dia.	Swivel Cap Pro.	nut thick.					
(US TONS)	(IN.)		(IN.)	(IN.)	(IN.)	(IN.)	(IN.)	(IN.)	(IN.)	(IN.)	(SQ. IN.)	(CU. IN.)	(PSI)	(LBS.)
250	2	RGL2502	100.53	11.74	13.74	10.10	2.35	6.00	0.90	1.66	8.00	50.26	9947	237.4
	4	RGL2504	201.06	13.74	17.74	10.10	2.35	6.00	0.90	1.66	8.00	50.26	9947	269.8
	6	RGL2506	301.58	15.74	21.74	10.10	2.35	6.00	0.90	1.66	8.00	50.26	9947	302.3
	8	RGL2508	402.11	17.74	25.74	10.10	2.35	6.00	0.90	1.66	8.00	50.26	9947	334.7
	10	RGL25010	502.64	19.74	29.74	10.10	2.35	6.00	0.90	1.66	8.00	50.26	9947	367.2
	12	RGL25012	603.17	21.74	33.74	10.10	2.35	6.00	0.90	1.66	8.00	50.26	9947	399.6
300	2	RGL3002	127.23	13.74	15.74	11.40	2.48	6.50	1.04	3.24	9.00	63.62	9432	356.8
	4	RGL3004	254.46	15.74	19.74	11.40	2.48	6.50	1.04	3.24	9.00	63.62	9432	396.9
	6	RGL3006	381.69	17.74	23.74	11.40	2.48	6.50	1.04	3.24	9.00	63.62	9432	437.0
	8	RGL3008	508.92	19.74	27.74	11.40	2.48	6.50	1.04	3.24	9.00	63.62	9432	477.1
	10	RGL30010	636.15	21.74	31.74	11.40	2.48	6.50	1.04	3.24	9.00	63.62	9432	517.1
	12	RGL30012	763.38	23.74	35.74	11.40	2.48	6.50	1.04	3.24	9.00	63.62	9432	557.2
400	2	RGL4002	173.21	15.62	17.62	13.30	2.77	7.50	1.20	3.80	10.50	86.60	9237	559.4
	4	RGL4004	346.42	17.62	21.62	13.30	2.77	7.50	1.20	3.80	10.50	86.60	9237	613.4
	6	RGL4006	519.62	19.62	25.62	13.30	2.77	7.50	1.20	3.80	10.50	86.60	9237	667.5
	8	RGL4008	692.83	21.62	29.62	13.30	2.77	7.50	1.20	3.80	10.50	86.60	9237	721.6
	10	RGL40010	866.04	23.62	33.62	13.30	2.77	7.50	1.20	3.80	10.50	86.60	9237	775.7
	12	RGL40012	1039.25	25.62	37.62	13.30	2.77	7.50	1.20	3.80	10.50	86.60	9237	829.8
500	2	RGL5002	207.73	16.30	18.30	14.75	2.90	8.00	1.31	4.26	11.50	103.87	9628	714.9
	4	RGL5004	415.46	18.30	22.30	14.75	2.90	8.00	1.31	4.26	11.50	103.87	9628	780.8
	6	RGL5006	623.20	20.30	26.30	14.75	2.90	8.00	1.31	4.26	11.50	103.87	9628	846.6
	8	RGL5008	830.93	22.30	30.30	14.75	2.90	8.00	1.31	4.26	11.50	103.87	9628	912.4
	10	RGL50010	1038.66	24.30	34.30	14.75	2.90	8.00	1.31	4.26	11.50	103.87	9628	978.2
	12	RGL50012	1246.39	26.30	38.30	14.75	2.90	8.00	1.31	4.26	11.50	103.87	9628	1,044.0
600	2	RGL6002	245.43	17.01	19.01	16.00	3.02	9.00	1.42	4.46	12.50	122.71	9779	858.5
	4	RGL6004	490.86	19.01	23.01	16.00	3.02	9.00	1.42	4.46	12.50	122.71	9779	938.2
	6	RGL6006	736.29	21.01	27.01	16.00	3.02	9.00	1.42	4.46	12.50	122.71	9779	1,017.9
	8	RGL6008	981.72	23.01	31.01	16.00	3.02	9.00	1.42	4.46	12.50	122.71	9779	1,097.7
	10	RGL60010	1227.15	25.01	35.01	16.00	3.02	9.00	1.42	4.46	12.50	122.71	9779	1,177.4
	12	RGL60012	1472.58	27.01	39.01	16.00	3.02	9.00	1.42	4.46	12.50	122.71	9779	1,257.1

Custom stroke lengths are available, contact your local Power Team Sales Office for details and availability.



SPX FLOW, Inc. reserves the right to incorporate our latest design and material changes without notice or obligation. Design features, materials of construction and dimensional data, as described in this bulletin, are provided for your information only and should not be relied upon unless confirmed in writing. Please contact your local sales representative for product availability in your region. The green "➤" is a trademark of SPX FLOW, Inc.

For more information, visit www.spxflow.com/powerteam

P: (800) 541-1418 ▪ E: info@powerteam.com | 5885 11th Street ▪ Rockford, IL 61109 U.S.A

PT_RGL_US | VERSION 04/2022 | COPYRIGHT © 2022 SPX FLOW, Inc.