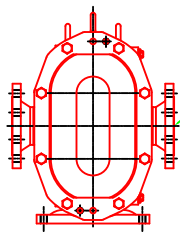
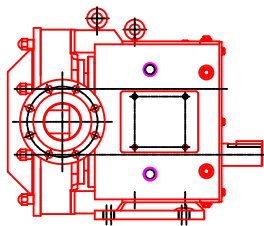
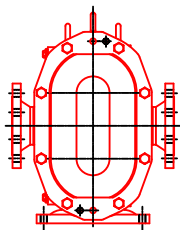
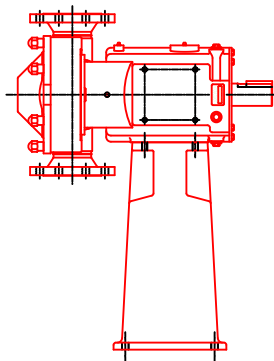
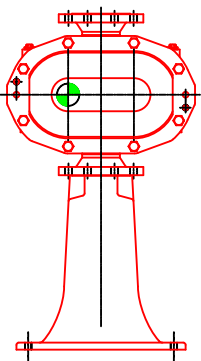


MODEL 210 UNIVERSAL II PUMP



17-1204 RASSED FACE
FLANGE 8-HOLES, 1750 DIA
ON A 1750 DIA. B.C.

