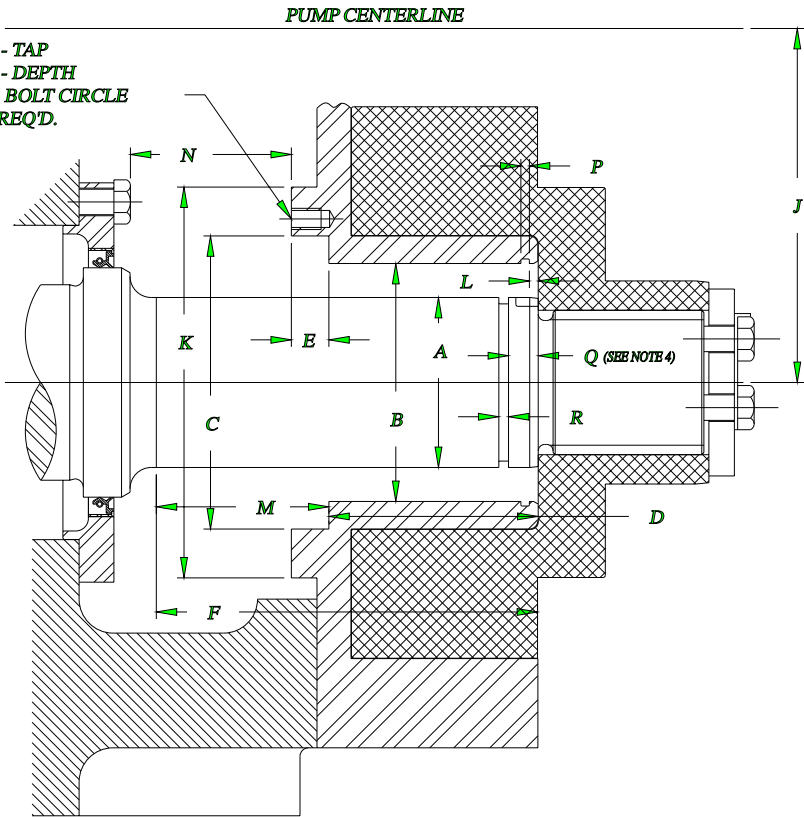
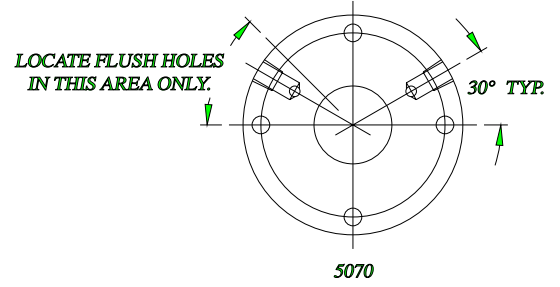
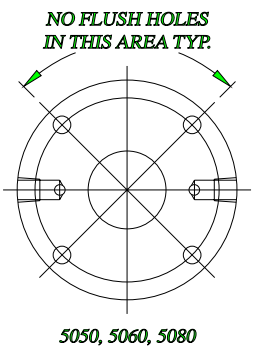
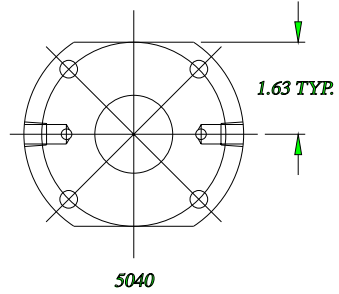
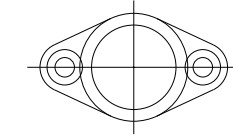


G - TAP
H - DEPTH
I - BOLT CIRCLE
4 REQ'D.



GLAND (PACKING SEAL)



GLAND (MECHANICAL SEAL)

- NOTES:
1. GLAND BOLT LENGTH NOT TO EXCEED 'N' DIMENSION.
 2. ALL DIMENSIONS ARE REFERENCE UNLESS TOLERANCE IS SPECIFIED.
 3. DIMENSIONS 'Q' AND 'R' APPLY ONLY TO PACKING SEAL PUMPS.
 4. ON EARLY UNIVERSAL INDUSTRIAL PUMPS THE O-RING GROOVE IS LOCATED AT Q.

MODEL	A $\pm .001$	B $\pm .001$	C $\pm .001$	D	E $\pm .002$	F	G	H	I	J	K	L	M	N	P	Q	Q'	R
5040	1.251	2.000	2.882	1.625	.373	3.562	1/4-20	.312	3.250	1.650	3.500	.130	1.937	1.553	.068	.44	1.87	.120
5050	1.501	2.250	3.504	1.814	.435	3.625	1/4-20	.312	3.875	2.250	4.437	.130	1.812	1.500	.087	.44	2.00	.120
5060	1.501	2.250	3.504	2.750	.435	4.562	1/4-20	.312	3.875	2.250	4.437	.130	1.812	1.507	.087	.44	2.00	.120
5070	2.501	3.500	4.312	3.071	.554	5.568	5/16-18	.437	4.812	3.000	5.750	.130	2.497	2.273	.125	.44	1.50	.112
5080	3.001	4.000	4.880	3.698	.554	5.884	3/8-16	.562	5.625	3.500	6.188	.130	2.186	2.323	.125	.44	1.87	.112

REV	DATE	ECN NO.	DESCRIPTION
3	3/1/98	CB000926	REVISED HUB DIM.
2	1/18/98	CB000909	ADD Q & R DIMS
1	9/1/90	3189	UPDATED
R	5/1/90	3034	RELEASE

The information contained hereon is confidential and must not be copied or disclosed to others unless authorized by Waukesha Fluid Handling.

Waukesha Fluid Handling
A United Dominion Company

PART NUMBER: **890-042-001**

TITLE: **STUFFING BOX DIMENSIONS
UNIVERSAL INDUSTRIAL PUMPS**

DR	MWJ	DATE	4-24-90	SCALE	N.T.S.	DWG. SIZE	B
CK		DATE		MATERIAL	-	REV.	3
AP		DATE		FILE NUMBER	00055		